

## Actor Analysis in Resolving Social Violence in The Mining Area of Kolaka Regency, Southeast Sulawesi Province

Suliamin Kasnar<sup>1,2,\*</sup>, Sofyan Sjaif<sup>3</sup>, Hermanto Siregar<sup>4</sup>, Sri Mulatsih<sup>4</sup>

<sup>1</sup>Regional and rural development planning science, Faculty of Economics and Management, Bogor Agricultural Institute, Jl. Raya Darmaga IPB Campus Darmaga Bogor 16680 West Java, Indonesia.

<sup>2</sup>Geography Education, Faculty of Teacher Training and Education, Sembilanbelas November Kolaka University, Jl. Pemuda No.339, Tahoa, District. Kolaka, Kolaka Regency, Southeast Sulawesi 93561.

<sup>3</sup>Department of Communication and Community Development Sciences, Faculty of Human Ecology, Jl. Raya Dramaga IPB Campus Darmaga Bogor 16680 West Java, Indonesia

<sup>4</sup>Department of Economics, Faculty of Economics and Management, Jl. Raya Dramaga IPB Campus Darmaga Bogor 16680 West Java, Indonesia

\*Correspondence e-mail: [531911383642suliamin@apps.ipb.ac.id](mailto:531911383642suliamin@apps.ipb.ac.id)

Received: December 16, 2023 | Revised: May 12, 2024 | Accepted: August 23, 2024 | Online Publication: December 19, 2024

### ABSTRACT

*Actor participation has a significant impact on dealing with social violence because they possess the resources and abilities required to intervene and address social violence effectively. Actors with substantial resources can influence policies aimed at resolving, preventing, and enhancing community capacity in handling social violence. Therefore, it is crucial to conduct an analysis and mapping of actor resources in order to identify the strengths of each actor in the mining area of Kolaka Regency, Southeast Sulawesi Province. The method used is the Casey index to measure the actor capital index, and the Promethee analysis tool is used to rank actor capital and analyze the strengths and weaknesses of actor capital. The results of data processing found that the actors who play a role in overcoming social violence in the mining area of Kolaka Regency have the status of Village Head, Bhabinkabtibmas (Police), Babinsa (Army), and Community Leaders. The status of Village Heads tends to have quite high levels of social, economic, and human resource capital but low cultural capital. The author recommend that the government strengthen the capacity of village heads in handling conflicts and create Village Regulations regarding conflict resolution and social violence based on local cultural wisdom.*

**Keywords:** actor capital, casey index, promethee, social violence

## INTRODUCTION

Social violence can disrupt stability in a region or area. Conflict prevention is the key to suppressing the escalation of social violence and creating a safe environment. The relationship between social violence and the stability of a region is very significant, as social violence has an impact on regional instability in the following years (Ingram dan Marchesini da Costa 2019). The level of social violence in an area significantly contributes to security (Drawve et al. 2016, Andersen *et al.* 2020) and has a wide range of impacts on the surrounding environment (Barnum et al., 2017). Some experts argue that social structural conditions, such as poverty and regional instability, are the main factors contributing to the increase in social violence (Spencer *et al.* 2020). Furthermore, unhealthy competition can be identified as one of the triggers for social violence (Rivera, 2016). The process of mediating, preventing, managing, and resolving social violence requires the involvement of actors who possess understanding, strength, and professionalism (Baumann & Clayton, 2017).

The role of actors is a key factor in resolving social violence and maintaining regional stability. Resolving conflicts and social violence can involve actors from various sectors, including the government, traditional leaders, religious leaders, civil society, and external actors (Kaisupy & Maing, 2021). Furthermore, in order to establish security in a region, the role of civil society is crucial. This includes tasks such as protection, monitoring, advocacy, outreach, social cohesion, facilitation, and service delivery, (Singgalen et al., 2023). One of the most important actions an actor can take is to initiate social change aimed at reducing or stopping violence (Paffenholz, 2015). Social violence can result in death, damage, and loss. In the process of resolving it, companies, as non-governmental institutions, often neglect to prevent and overcome it (Scheffran et al., 2014). The government and civil society have various capabilities in efforts to resolve social violence (Depari, 2023). Governments have access to financial resources and infrastructure, while civil society can provide local knowledge, diverse perspectives, and strong community networks (Brett, 2017). The government has the authority to implement policies and regulations that can impact situations of social violence, whereas civil society often holds trust in local communities and has the ability to facilitate communication and negotiations between parties involved in conflict and violence (Marchetti & Tocci, 2009).

The actors involved in resolving social violence vary greatly according to the place, situation, and complexity. Each location has unique social, cultural, and political dynamics. Therefore, each place will have very diverse actors based on social status and have deep differences in understanding regarding certain problems and the best way to resolve conflicts in their region (Bodin, 2017). Social violence can be caused by various types of conflict, ranging from conflicts between individuals to large-scale conflicts involving many parties (Tadjoeddin, 2002). The level of social violence and its root causes can vary greatly, so various actors are needed with appropriate capabilities to handle these various situations (Wu et al., 2012). The unique characteristics of the region can influence the development of the conflict and the best way to resolve it. Differences in regional characteristics include aspects of culture, history, population composition, social values, as well as economic and political conditions, which can vary greatly (Finnemore, 1996). When discussing actors involved in resolving social violence, it refers to individuals, groups, or organizations involved in efforts to resolve the conflict. The involvement of these actors can vary greatly depending on the regional context (Loorbach et al., 2016).

Actors with significant influence can play a crucial role in mediating conflicts and addressing social violence. According to Cunningham (2016), actors with substantial influence can wield significant power and have a vital role in mediating conflicts and addressing social violence. These influential actors possess extensive experience in conflict resolution and mediation, as well as a range of negotiation, communication, and problem-solving techniques. This enables them to facilitate dialogue and find common ground among conflicting parties (Beardsley et al., 2019). Having a good personality is highly valuable in gaining the trust of those who may be skeptical of the proposed solutions for resolving social violence (Magaloni et al., 2020). Actors have the ability to leverage their influence in garnering support from the general public for efforts to resolve any issues that lead to social violence (Magaloni et al., 2020). Commitment to addressing the root causes of conflict to prevent the recurrence of social violence in the future depends on how well actors can wield their influence (Kirschner & Miller, 2019).

Capital owned by actors in the form of resources, influence, and knowledge can contribute significantly to mediating between parties involved in social violence. Actors involved in resolving social violence can have a variety of abilities and resources (Kwon & Adler, 2014). (Finnemore, 1996) argues that actors use capital to strengthen their position in various aspects of life, such as economic, political, and social.

Economic capital can be exchanged for other forms of capital, while symbolic capital allows actors to enhance their reputation in the eyes of society (Bourdieu, 1977). The type of capital in question consists of: (a) Economic capital, which includes the level of material wealth and agent assets; (b) Social capital, a social network that makes it easier for agents to collect various other types of capital; (c) Cultural capital, which is the ownership of material goods that have high value, knowledge and skills recognized by official authorities, as well as habits such as clothing style, language, eating tastes, distinctive body movements, and so on, which reflect the agent's goals; and (d) Symbolic capital, namely cultural symbols that can strengthen an agent's position among other agents (Bourdieu, 2010). Furthermore, referring to Bourdieu's theory about capital, Casey argues that further explanation is needed to measure the influence of actors or agents regarding the categorization of capital in more detail. This categorization consists of the categories: human capital, institutional capital, social capital, symbolic capital, economic capital, cultural capital, and moral capital (Casey 2008, Sjaaf 2019). Social violence often exhibits a high level of complexity and involves problems that are not limited to one particular issue. Therefore, it is important to involve various actors who have diverse backgrounds and strengths in capital to overcome various forms of social violence in their respective regions.

As of now, there is no definite reference in the region regarding the actors most involved in resolving social violence in the mining areas of Kolaka District. There hasn't been a mapping of the strengths and weaknesses of the resources possessed by actors in addressing social violence in the mining areas of Kolaka District. There hasn't been an in-depth study on the importance of policies to strengthen the involvement of formal actors in addressing social violence. Social violence in the mining areas of Kolaka District may encompass communal and individual violence, with intensity varying in each mining zone, depending on the types of impacts, including violence resulting in death, injury, and loss. To assess the resources of actors involved in addressing social violence, research approaches such as surveys and interviews with various stakeholders in each zone, actor resource analysis to identify strengths and weaknesses in handling violence, and policy analysis to assess the relevance of existing policies and identify new policies needed can be employed.

In the mining area of Kolaka Regency, differences in levels of education, economy and development between zones trigger different dynamics of violence. Zones with lower levels of education, economy and development are generally more vulnerable to social violence. This is clearly visible in Zone 1, the area closest to the mining site which has better access to employment and other economic resources. This advantage increases the economic development and education of the community, so that the level of security is relatively higher compared to other zones.

The Kolaka Regency, as a nickel mining area, is like a double-edged sword. On one hand, its natural wealth, especially mining, serves as a source of economic progress. On the other hand, social and economic inequality caused by the management of natural resources triggers conflicts and social violence. Zone 1, the mining area, experiences positive impacts such as employment opportunities, economic growth, and better infrastructure. This improves the living standards of the surrounding community and, generally, reduces the level of criminality or social violence. However, in Zone 2 and Zone 3, which are far from the mining area, poverty and unemployment are quite high. Communities in these zones are marginalized from the benefits of mining, leading to low economic status, education, and infrastructure availability, making the area vulnerable to social violence. Social violence targets individuals, such as robbery, rape, and murder, with women and children being the most vulnerable groups. This situation is further exacerbated by the lack of law enforcement socialization for the prevention of social violence and the shortage of law enforcement personnel at the village level in Zones 2 and 3.

This research aims to fill the gap in knowledge about actor capital that plays a role in handling social violence in Kolaka. This research is focused on answering the following questions: Who are the actors involved in resolving social violence in Kolaka? What capital do these actors have? What strategies can be implemented to strengthen the capital of each actor to support the resolution of social violence in Kolaka? By answering these questions, it is hoped that this research can contribute to the development of more effective policies and programs to tackle social violence in Kolaka. It is also hoped that this research can increase the capacity and involvement of relevant actors in efforts to overcome social violence in Kolaka.

## METHODS

The Casey index and Promethee analysis are two methodical approaches used in this research to address the research questions posed. The calculation of the Casey index in this study can be used to assess the level of involvement of actors involved in addressing social violence in Kolaka. By using the Casey index, researchers can identify the key actors involved in resolving social violence and measure the extent of their involvement in these efforts (Sjaf, 2019). Promethee analysis, in this study, is used to evaluate the capital possessed by the actors involved in addressing social violence in Kolaka. By employing Promethee analysis, researchers can assess the strengths and weaknesses of each actor's capital and identify strategies that can be applied to strengthen their capital in supporting the resolution of social violence (Fauzi, 2019). By combining these two approaches, a more comprehensive understanding of the roles and capital of actors in addressing social violence in Kolaka is provided. The findings of this research assist in developing more effective policies and programs and increasing the involvement of actors who play a role in efforts to resolve social violence in Kolaka.

The initial stage carried out in this research was determining samples of the research area (villages/kelurahan) for each zone in the Pomalaa mining block and the Lapao-Pao mining block using purposive sampling. The use of the Casey Index method to measure actor capital in this research is not only determined by the strength of quantitative studies using questionnaire instruments, but first requires qualitative studies using an interview approach with informants (snowball sampling), FGD (hamlet heads, religious leaders, and traditional leaders), rapid rural assessment (interviews in public places such as mosques, markets, and crowded places) to identify actors who have influence in a community/society. The actors chosen to measure their actor capital are the names that always appear from the three sources of information. Next, questionnaires were distributed to 30 people who were considered to know the actor's personality best (the number of respondents, according to Roscoe, was purposive sampling). The use of the Casey Index is more about understanding and knowing the extent of an actor's influence based on the ownership and strength of the capital they have. The types of data obtained from respondents are contained in the questionnaire attached.

Formulas within the Casey Index can be expressed as follows:

$$\text{Casey Indeks} = Mm + Msl + Me + Mi + Msk + Mb + Mr \dots \dots \dots (1)$$

Explanation: Mm: Human Capital, Msl: Social Capital, Me: Economic Capital, Mi: Institutional Capital., Msk: Symbolic Capital, Mb: Cultural Capital, Mr: Moral Capital.

From the seven divisions of capital, indicators can be developed based on each existing division, consisting of fifteen indicators distributed within each division as seen in Table 1.

**Table 1.** Indicators based on each actor's capital

Nu.	Capital Category	Capital Indicator
1	Human capital	· Actor ability · Actor's experience in the field · Actor experience outside his field · Level of formal education
2	Institutional capital	· Institutional support · Institutional influence · Institutional ideology
3	Social capital	· Collective group support · Actor's network · Actor's reputation
4	Symbolic capital	· The prestige that an actor has · The title an actor holds
5	Economic capital	Financial capability/actor funding support
6	Cultural capital	Actor lifestyle
7	Moral capital	Positive opinion of society towards the actor

The implementation of the Casey Index in this research is not only determined by the strength of quantitative studies through questionnaire instruments. However, a qualitative study is needed first

(using an in-depth interview, focus group discussion, or rapid rural assessment approach to identify which actors have influence in a community/society. After finding influential figures in the area being measured, the next step is to conduct in-depth interviews. and filling out the questionnaire that has been prepared for the actor. To find out more deeply about the actor's social capital, 30 respondents who are closest to and are considered to know the person/actor in question the most (using the Roscoe method in sampling purposive random sampling) are needed. In other words, the use of the Casey Index is more about understanding and knowing the extent of influence of actors/agents based on their ownership and capital strength. The data that will be obtained from the interviews is contained in the questionnaire in the attachment to this proposal.

Then, measurements are conducted on all indicators with the aim to determine the extent of an actor's capital ownership. For example, when measuring human capital, sensitive indicators that can be measured include an actor's skills, experience (both within and outside their field), and their level of education. Then each indicator is given a score according to its level of sensitivity. Like the ability indicator, the score values that can be given are as follows: very capable (+2), capable (+1), quite capable (0), slightly capable (-1), and not capable (-2). And so on for other indicators.

To analyze the extent of an actor's influence, the assessment of the actor's capital involves accumulating the total scores from the seven types of capital. After obtaining the Casey index value from 21 individuals, each representing one of the seven types of actor capital, the analysis proceeds with ranking using the Preference Ranking Organization Method for Enrichment Evaluation (PROMETHEE) analysis tool. Promethee is a multi-criteria technique based on outranking, which involves establishing order or preferences based on binary relationships.

This research was conducted in the mining area of Kolaka Regency, Southeast Sulawesi Province, which is divided into zones 1, zone 2, and zone 3 as shown in Figure 1.

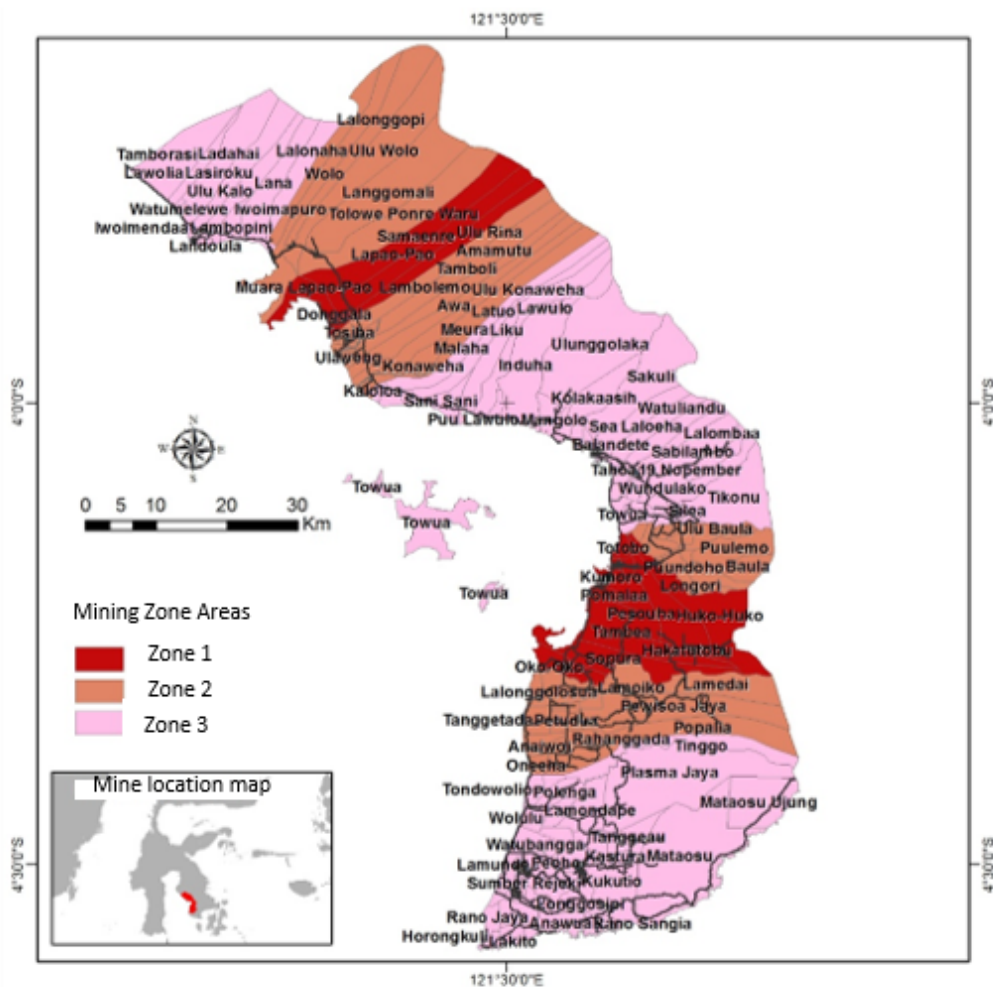


Figure 1. Kolaka Regency Mining Area Zoning Map

## RESULT AND DISCUSSION

### The Actor Who Plays A Role in Addressing Social Violence

From 135 villages/sub-districts in Kolaka Regency, it was determined that 6 villages/sub-districts consisted of representatives from each zone in the Pomalaa mining block and the Lapao-Pao block. These villages include Huko-Huko Village, Puundoho Village, Toari Village, Ladahai Village, Samaturu Village, and Lapao-Pao Village. After conducting in-depth interviews, focus group discussions, and rapid rural assessments in these 6 sample villages/sub-districts, it was found that 21 individuals played the most significant role in resolving social violence. This measurement was done to assess their actor capital. Formal actors, such as village heads, Bhabinkabtimas (Police), and Babinsa (Army), can play a crucial role in resolving social violence in Kolaka Regency. There are also other actors, like community leaders and educational figures in several villages, who can provide support and resources for the resolution of social violence in Kolaka Regency. After identifying the 21 actors, the measurement of actor capital continued by administering questionnaires to 30 respondents, followed by the calculation of the strength of each actor's capital using the Casey index. The results of the Casey index calculation can be seen in Table 2.

**Table 2.** Casey Index Values for Actor Capital in Villages/Subdistricts

Nu	Actor Name	Actor capital							Jlh
		1	2	3	4	5	6	7	
1	H. kha (Vh.Lapao2)	1.60	0.67	1.38	1.50	1.80	1.60	2.00	10.54
2	Asdi (Vh.Toari)	0.64	0.64	1.18	1.34	0.49	1.78	2.00	8.08
3	Abdu (Vh.Puundoho)	0.81	0.32	0.27	0.90	1.81	1.61	2.00	7.72
4	H. Sah (Vh.Huko2)	1.01	0.31	0.26	0.90	1.13	1.61	1.98	7.20
5	A.Zara (Vh.Samaturu)	0.81	1.20	0.14	0.99	0.25	1.59	1.98	6.95
6	H.Sabar (Pf.Toari)	0.76	0.58	-0.13	1.36	-0.57	2.00	1.93	5.92
7	Par (Pf.Ladahai)	1.80	-0.67	0.13	1.38	0.00	1.00	2.00	5.63
8	Abd (Vh.Ladahai)	0.8	-0.33	0.5	1.13	0.00	1.00	2.00	5.09
9	A.Ham (Bha.samaturu)	0.78	-0.63	-1.02	1.25	-0.05	1.99	2.00	4.32
10	K.Mai.A (Bbs samaturu)	0.61	-0.63	-0.46	1.00	-0.22	1.99	2.00	4.29
11	A.sak (Bha.Huko2)	0.74	-0.67	-1.00	1.24	-0.23	2.00	1.97	4.05
12	K.Jafar (Bbs Huko2)	0.74	-0.67	-0.88	1.00	-0.24	2.00	1.95	3.91
13	B.Sama (Bha. Puundoho)	0.59	-0.66	-0.99	1.22	-0.37	2.00	1.97	3.76
14	K.Sole(Bbs.Puundoho)	0.59	-0.64	-0.87	0.98	-0.39	2.00	1.95	3.61
15	A.Nas (Bha.Toari)	0.79	-0.67	-0.88	1.25	-0.03	2.00	1.07	3.53
16	B.Sam (Bha. Ladahai)	0.60	-0.67	-1.00	1.38	-0.20	2.00	1.00	3.11
17	K.Sol (Bbs. Ladahai)	0.60	-0.67	-1.00	1.38	-0.20	2.00	1.00	3.11
18	A.Man (Bha.Lapao2)	0.80	-0.33	-0.50	1.38	0.00	1.20	0.50	3.04
19	Ihsan(Ef. Samaturu)	0.20	-0.63	-0.27	0.91	-1.02	1.97	1.87	3.03
20	S.Har (Bbs.Toari)	0.79	-0.67	-0.88	1.23	-0.21	2.00	0.60	2.87
21	S.A.Sar (Ba.Lapao2)	0.80	-0.33	-1.00	1.38	0.00	1.20	0.00	2.04

Explanation: 1. Human capital, 2. Institutional capital, 3. Social capital, 4. Symbolic capital, 5. Economic capital, 6. Cultural capital, 7. Moral capital, Vh. village head, Bha. Bhabinkabtimas (Polisi), Babinsa (Tentara), Ef. Educationfigure, Pf. Public figure

### Identify Actors Based on Mining Zones

The actors in each zone of the two mining blocks in Kolaka Regency differ in several villages/sub-districts but are predominantly formal actors, namely the Village Head, Bhabinkabtimas (Police), and Babinsa (Army). These actors can be categorized based on mining area zoning and different geographical regions. In zones 2 and 3 of the mine, there still appears to be involvement of community leaders alongside formal actors. The character of actors in zone 1 of the mine tends to be consistent, primarily dominated by formal actors. Identifying the characteristics of actors based on mining zone zoning can serve as a reference for creating programs to enhance cooperation and improve the efficiency and effectiveness of collaborative efforts in addressing social violence in each mining zone. According to the data processing and analysis results, this aligns with the opinions expressed by (Tadjoeddin 2002) which state that each region has its unique social and cultural dynamics. Consequently, the character of actors involved in resolving issues in their respective areas will be diverse and involve multiple parties.

Through the calculation of the Casey index, the ownership of capital by the 21 measured actors reveals that the highest index is held by the Village Chief of Lapao-Pao with a value of 10.54, followed by the Village Chief of Toari with an index of 8.08, the Village Chief of Pundoho with an index of 7.72, and the Village Chief of Huko-huko with an index of 7.20. When looking at the total Casey index values, it indicates that the role of the Village Chief is crucial in resolving social violence in the village, in collaboration with Babinkamtibmas, Babinsa, and community leaders. The Village Chief of Lapao-Pao possesses the highest Casey index, indicating that they have actor capital, supported by experience in areas outside their expertise and human capital in the form of education, experience, and expertise in their field as both an entrepreneur and a scholar in social and political sciences. Lapo-pao Village, located in mining zone 1, faces numerous interests and issues, especially social violence problems resulting in losses such as land disputes and vertical conflicts between the local community and mining companies. In Table 2, it is apparent that the actors with the lowest indices are Babinsa Lapo-pao with an index of 2.04 and Babinsa Toari with an index of 2.87. Looking at all the actors, it is evident that actors in mining zone 1, mainly the Village Chiefs, have relatively higher actor capital compared to actors in zones 2 and 3.

The research findings indicate that village heads in zone 1 of the mining area, where the economy and social aspects are more advanced compared to other zones, play a more dominant role in resolving social violence. In this zone, unlike in the past, where traditional and community leaders played significant roles in conflict resolution, there has been a shift in actors. This shift can be attributed to several factors, including the complexity of conflicts and violence in zone 1 of the mining area, which generally involve various parties such as mining companies, local communities, and security forces. This complexity requires strong and structured leadership, which is more readily found in the figure of the village head. Economic progress and social changes in zone 1 of the mining area may weaken the traditional roles of traditional and community leaders. This occurs because traditional values and norms are no longer relevant to the rapidly changing societal context. Traditional and community leaders lose legitimacy in the eyes of the community because they are perceived as incapable of resolving modern conflicts. Traditional and community leaders are deemed to lack adequate resources in conflict resolution.

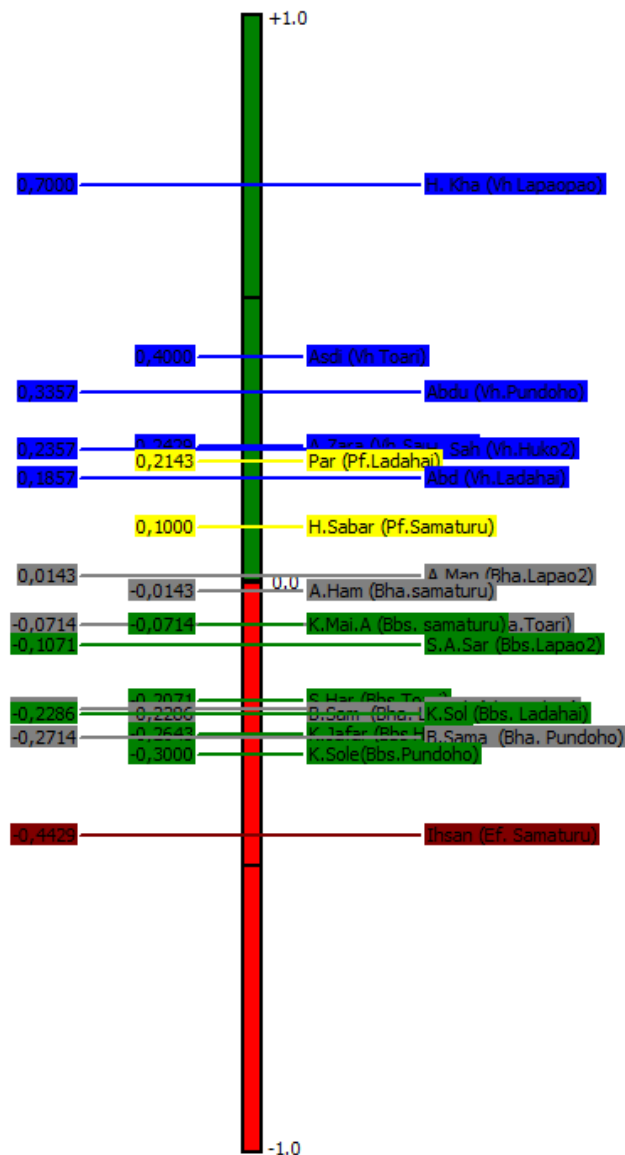
### **Mapping The Strengths and Weaknesses of Each Actor's Capital to Formulate Policies**

After obtaining the Casey index data, the capital mapping of the actors is carried out by ranking the index values using the Outranking Preference Ranking Organization Method for Enrichment Evaluation (Promethee) method to assess the strengths and weaknesses of each actor's capital. The ranking results can be presented in Figure 2, which shows that the village head's actor has a value above average or very high, as indicated by its position on the green line, while the police (Bhabinkamtibmas) and the military (Babinsa) actors appear to be low, positioned on the red line.

From the 21 values based on the Casey index of actor capital, it is found that the highest-ranking value, indicated by the green line, is H. Kha, the village head of Lapao-pao, with a value of 0.7000. Following in sequence are Asdi, the village head of Toari, with a value of 0.4000, Abdu, the village head of Pundoho, with a value of 0.3286, H. Sah, the village head of Huko-huko, with a value of 0.2714, A. Zara, the head of the Samaturu sub-district, with a value of 0.2286, Par, a community leader in Ladahai, with a value of 0.2071, Abd, the village head of Ladahai, with a value of 0.1875, H. Sabar, a community leader in Toari, with a value of 0.1071, and A. MASN, the Bhabinkamtibmas in Ladahai, with a value of 0.0143. Meanwhile, those with low actor values, specifically indicated by the red line in the Promethee ranking, include A. Ham, the Bhabinkamtibmas in Samaturu, with a score of -0.0143, A. Nas, the Bhabinkamtibmas in Toari, with a score of -0.0714, K. Mai. A., the Bhabinkamtibmas.

Based on the data in Figure 2, it is shown that village heads, who have a central role in conflict resolution at the village level, possess the legitimacy and formal authority to lead negotiations and mediate disputes, with all village heads scoring above zero on the green line, indicating a fairly high score. The village head's access to village resources and community networks enables them to mobilize support and implement solutions. For example, H. Kha, the village head of Lapao-pao, and Abdu, the village head of Pundoho, have high economic and educational capital, allowing them to effectively lead and resolve conflicts in their villages, which are in zone 1 of the mining area, known for having more complex social issues. Community leaders have influence and trust from community members in zones 2 and 3 of the mining area, where the village areas are relatively non-multiethnic. Community leaders can help calm situations, build communication, and find solutions that align with local values and culture. For example, Par, a community leader in Ladahai in zone 3 of the mining area, has high social

capital and can help mediate conflicts and build dialogue among conflicting parties. Bhabinkamtibmas and Babinsa, despite having lower actor capital, play important roles in maintaining village security and order by helping to prevent conflict escalation and ensuring the enforcement of the law.



**Figure 2.** Ranking of actor capital Casey index values based on Promethee.

Based on the ranking order of the Casey Index scores, it is evident that Actor Ihsan, the educational leader in Samaturu, holds the 19th position. However, after conducting the ranking of Casey Index values using Multi-Criteria Analysis (MCA) through Promethee, it becomes apparent that Actor Ihsan, the educational leader in Samaturu, now occupies the last position in the rankings. This is because this actor has the lowest ranking in both human capital and economic capital. Below him, the two actors in terms of the total Casey Index values each have only one lowest index, namely S. Har (Bhabinkabtibmas in Toari) with the lowest score in the institutional capital criteria and S. A. Sar (Bhabinkabtibmas in Lapao-pao) with the lowest score in the moral capital criteria.

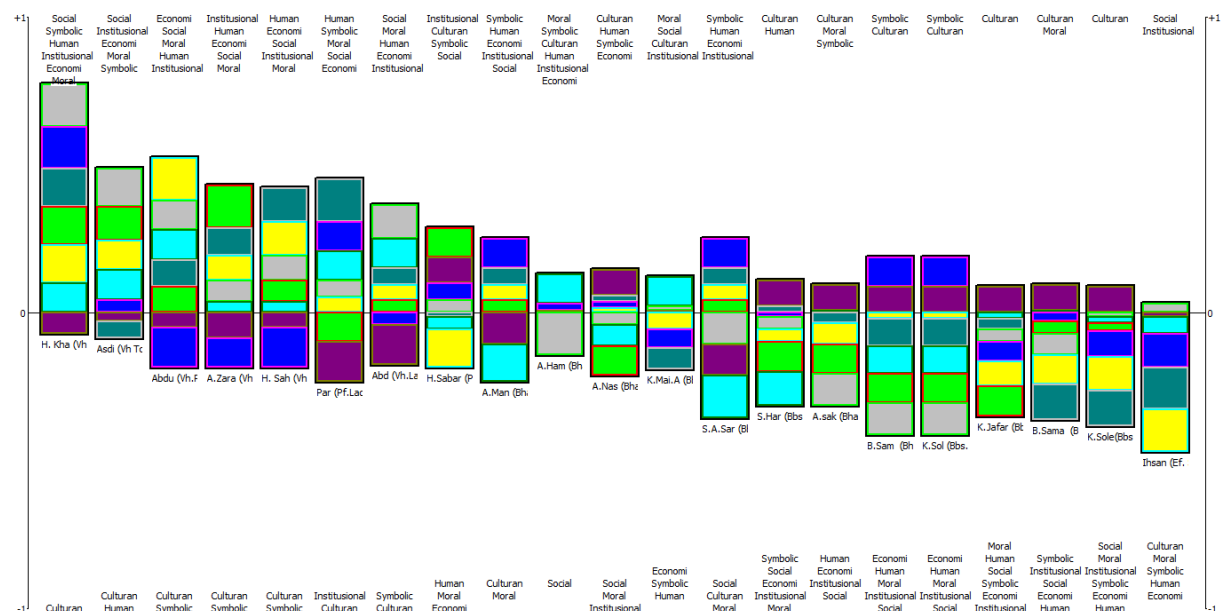
An interesting aspect in Figure 3 is the appearance of actor names outside of the village head, police, and military in the villages of Toari, Samaturu sub-district, and Ladahai. Based on field survey results in the village of Toari, it was found that this area is inhabited by Bugis, Javanese, and Moronene ethnic groups. The village is located in Zone 3 of the Pomalaa Block mining area in the southern part of Kolaka Regency. It is led by a village head with a background in religious studies, which means that in addressing various issues, the involvement of other actors is required, including Actor H. Sabar, a



Community Leader in Toari. Meanwhile, the sub-district of Samaturu, which is an area led by a sub-district head in Zone 2 of the Lapao-pao Block mining area in the northern part of Kolaka Regency, serves as the capital of Samaturu District. However, it often experiences changes in sub-district heads. Therefore, there is a need for local figures who can assist in social and community work. In this regard, Actor His, the educational leader, plays a crucial role. Samaturu sub-district is still predominantly inhabited by farmers, and there is a need for a prominent figure who can be respected besides the sub-district head. Furthermore, Actor Par, a community leader in the village of Ladahai, is seen as having very strong actor capital in Ladahai, specifically in Zone 3 of the Lapao-pao Block mining area in the northern part of Kolaka Regency. Ladahai is mostly inhabited by Bugis people whose livelihoods are primarily based on farming, and it appears to have other strong actors alongside the village head.

To determine the strengths of each figure, they can be presented in Figure 3, the Promethee Rainbow. It shows that Actor H. Kha, the village head of Lapao-pao, comes from a background as a nickel mining entrepreneur and is supported by relatively high levels of social capital, symbolic capital, human capital, institutional capital, economic capital, and moral capital. However, his ranking in terms of cultural values is lower than the average. The second actor with high capital is Actor Asdi, the village head of Toari, who is actively involved in religious activities and holds a degree in religious studies. The highest capitals, in consecutive order, are social capital, human capital, institutional capital, economic capital, moral capital, and symbolic capital. Nevertheless, the value of cultural capital is noticeably lower than the average.

In the third-highest position is the village head of Pundoho, with a background as a successful entrepreneur in a different area who later returned to the local area and was elected as the village head. In Figure 3, it can be seen that this figure tends to possess actor capital in the following consecutive order: economic capital, human capital, moral capital, social capital, and institutional capital, all of which are very high. However, this actor has very low values in terms of cultural and symbolic capital. The fourth-highest scoring actor is Sah, the village head of Huko-huko, with a background as a nickel mining entrepreneur in Kolaka. This serves as their main capital. Consequently, they obtain the highest values in the following consecutive order: economic capital, human capital, institutional capital, social capital, and moral capital. However, their values for cultural and symbolic capital are low. Overall, it is apparent that the village head's actor capital is characterized by very high and dominant levels of social capital, economic capital, and human capital, while the ownership of cultural capital is very low.

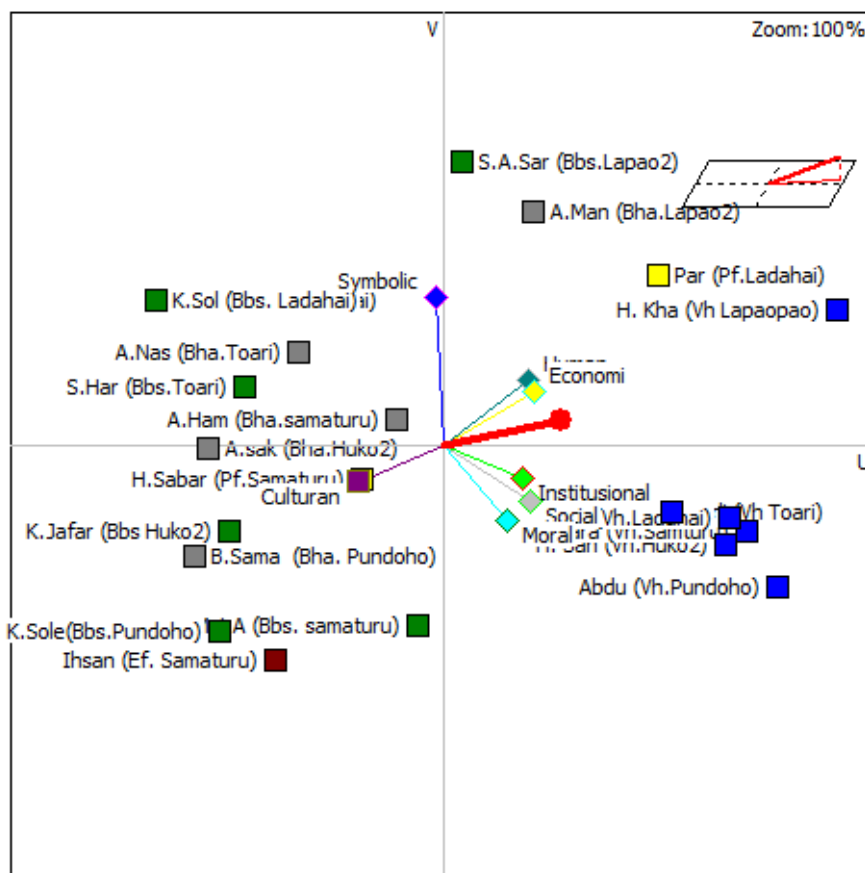


**Figure 3.** Strengths and weaknesses of each actor's capital (Rainbow Promethee).

In Figure 3, it can be seen that overall, village heads and sub-district heads are actors with strong economic capital, above average. When looking at the actors' capital, the six village heads/sub-district heads in the three zones of each mining block show similarity. Five of these village heads have very

strong economic capital before assuming their roles as village heads, as indicated by the thickness of the economic capital rainbow and the actors' background. After serving one term of leadership in their respective areas, their social and moral capital tends to increase. This can be observed from the position and thickness of their capital, which is relatively similar to their economic capital.

From the employment history before becoming a village head, it can be concluded that village head actors are predominantly individuals who are financially secure and supported by high levels of economic capital, social capital, and human capital. Among the 21 actors, the low level of cultural capital indicates that there is something that needs attention concerning cultural strengthening policies in order to enhance future generations' awareness of cultural values. The actors' capital rainbow data indicates that there has been a shift in the role of traditional institutions in social and community affairs. This shift may be related to the weakening of the traditional institutions' functions and the government's lack of support for strengthening traditional institutions in upholding cultural norms and values. The capital of Bhabinkabtimas, Babinsa, and educational leaders is mostly indexed with high moral capital values, and their symbolic capital is higher than other forms of capital. However, their economic and institutional capital has a lower index value. The lowest actor capital index is held by K. Jaf, a military actor in Hukuhuko. K. Jaf has the highest index value in cultural capital but has a low actor capital index value in human capital, economic capital, institutional capital, symbolic capital, social capital, and moral capital, all of which are lower.



**Figure 3.** Geometrical Analysis for Interactive Aid (GAIA) of actor capital.

In Figure 4, GAIA and actor capital show the sensitivity of actor capital values. In Quadrant 1, it is apparent that actors with high sensitivity in their human and economic capital include H. Kha (village head of Lapao-pao), A. Man (Bhabinkabtimas in Lapao-pao), Par (community leader in Ladahai), and S.A.Sar (Military in Lapao-lapao). This means that even if their economic capital increases, it will not significantly affect the other forms of capital they possess. In Quadrant 2, there is sensitivity in symbolic capital, which consists of Bhabinkabtimas and the Military actors. Their symbolic capital appears to be strong. Quadrant 3 shows sensitivity in cultural capital, involving Bhabinkabtimas, Babinsa, educational leaders, and community leaders. In this group, their cultural capital is very strong. In Quadrant 4, it is

evident that the five village heads/sub-district heads in Toari, Huko-huko, Pundoho, Samaturu, and Ladahai have a tendency for sensitivity in institutional, social, and moral capital. This means that even if these three forms of capital increase, they will not significantly impact the values of their other actor capital.

The results of in-depth interviews with informants through the question "Is there a change in community trust towards figures other than formal authorities such as village heads, police, and military officers in the village?" All stated that there has been a shift in community trust towards actors involved in resolving conflicts and social violence in villages/urban wards. Before the implementation of direct village head elections, actors other than the village head still had significant influence. However, after the direct election of village heads was implemented, the village head became the primary actor in every conflict and violence incident in the village. The resolution of social violence has shifted towards greater centralization in village governance. Based on interviews with village heads in Zone1 mining areas, particularly in the villages of Huko-huko and Lapao-Pao, it was found that any issues that cannot be resolved within the community can be further addressed through cooperation with Bhabinkabmas (community police) and Babinsa (village military members) at the village office. If no agreement or reconciliation is reached, then the issue is pursued through legal channels. However, historically, most issues in the village have been resolved by the community at the village level.

The actors in the Pomalaa mining block Zone 2, namely the villages of Pundoho and Samaturu, show similarities with the actors in Zone1, where the tendency is for social violence issues to be resolved by the village head, Bhabinkabmas, and the military. In Zone 2, it can be observed from the actor indices that the village heads of Pundoho and Samaturu have high economic capital and also high social capital. The areas they lead are relatively homogeneous, but the educational and economic status of the residents is more advanced. Therefore, there are no strong actors other than the village head, Bhabinkabmas, and the military in resolving community issues. In the villages within Zone 2 of the Pomalaa mining area, it is apparent that actors with high economic capital do not play a significant role. Instead, social capital and symbolic capital tend to have a more dominant influence. In this Zone 2 area, there are individuals with high economic and social capital. However, when social violence arises, these individuals are not able to play a crucial role in resolving village-level violence issues because the villagers always defer to the village government for issue resolution.

The villages of Ladahai and Toari, located in Zone 3 of the mining area, are situated in the northern and southern outskirts of Kolaka District. They appear to have relatively homogeneous populations in terms of livelihoods, ethnicity, and religion. Both of these villages have strong cultural traditions and still require actors other than the village head, specifically community leaders and educational leaders. From the actor indices, it is found that actors other than the village heads in Ladahai and Toari, specifically community leaders, have relatively high actor capital indices. When looking at all the actor capital indicators, it is evident that social, economic, and cultural capital stand out. These actors maintain good relationships with the village government and play an active role in various social and development activities within the villages.

The term "capital" in the Casey index refers to the resources possessed by an individual, which can be both material and non-material resources. The village head possesses strong capital, which includes land, buildings, facilities, knowledge, skills, and relationships with relevant parties. The authority and influence of the village head are reflected in various aspects, such as their ability to make decisions that impact the lives of village residents, their economic and resource management abilities, and their capacity to mediate conflicts among village residents. The significant authority and influence of the village head can serve as a positive force for mediating social issues in the village. However, if not managed effectively, this authority and influence may not be maximized in conflict resolution and violence prevention. Therefore, the village head should involve other community figures such as traditional leaders, religious leaders, and educational leaders in village decision-making (Soebahar & Karim, 2020).

The actor-centered analysis approach can be utilized to develop the appropriate strategy for maximizing the resolution of social violence. This strategy constitutes an intervention aimed at enhancing the actor's capital, which appears to be low. In this research, it was found that the village head, as the primary actor in resolving social violence, exhibits low cultural capital ownership.

Each actor has different types of capital for resolving conflicts. Based on the results of the Casey index measurement in Table 2 and the ranking of each actor's capital using Promethee, it is shown that village heads have high structural capital, Bhabinkamtibmas and Babinsa have high symbolic capital, and

community/religious leaders and education figures have high social and cultural capital. Conversely, the data processing results indicate that village heads, as central actors in the village, lack cultural capital, Bhabinkamtibmas, Babinsa, and education figures lack economic capital, and community leaders have low structural capital. Therefore, policies are needed in the form of capacity-building programs through training and assistance focused on resolving social violence based on local culture. Additionally, village heads need to directly involve traditional and community leaders to enhance their understanding of local culture in resolving social violence at the community level. Bhabinkamtibmas and Babinsa can improve their training in mediation and facilitating dialogue. The community can raise awareness about the importance of resolving conflicts peacefully and strengthening local cultural values and norms that are humane to minimize social violence.

Village heads have the authority to make policies and mobilize the community to participate in mitigating social violence. Capacity-building education programs are needed to enhance the cultural values held by village heads to maximize their role in addressing social violence in their areas. As the primary actor in handling social violence, village heads, together with other involved parties, need to formulate policies for prevention, intervention, and task assignments that are embodied in binding regulations. The creation of village regulations on the prevention of social violence can serve as a tool to educate the community on handling social violence and encourage community participation in its prevention. Capacity development policies in the form of education and training on social violence for village heads and their staff, as well as the establishment of discussion forums on social violence, are necessary. Efforts to prevent, reduce, or resolve conflicts and social violence can be maximized by starting with enhancing the capacity and role of key actors in resolving social violence, such as village heads. The resolution of conflicts and social violence must be based on the values and norms prevailing within a community. Strengthening the role of village heads should be based on the assumption that each community has its own way of resolving conflicts, passed down from generation to generation.

## CONCLUSION

The actors involved in resolving social violence in zones 1, 2, and 3 of the mining areas in Kolaka Regency are primarily individuals with formal social status, namely village heads, Bhabinkamtibmas (police), and Babinsa (military personnel). However, in zones 2 and 3 of the mining areas, other actors such as community leaders and education figures are also involved. In zone 1, which tends to be multi-ethnic, there is a stronger tendency for formal actors to concentrate their roles in resolving social violence. The formal figure of the village head has very high economic and social capital but lacks cultural capital, whereas the formal figures of the police and military personnel have low social and economic capital. This study recommends the need for programs to enhance the cultural capital of village heads through capacity-building education that utilizes traditional values as a reference for resolving social violence and involving traditional leaders to actively mediate in resolving social violence, as well as the establishment of village regulations on conflict and social violence management that prioritize local wisdom. These programs can help enhance the role of village heads and provide solutions to minimize conflicts and social violence in all mining zones. The findings of this study offer important insights into the roles of actors and the capital they possess in supporting the resolution of social violence in the mining areas of Kolaka.

## ACKNOWLEDGMENT

We would like to express our thanks to the various parties who have supported and participated in the discussion of this research, especially the Kolaka Regency Government, both from the village head and the district level government.

## REFERENCES

- Andersen, L. P., Biering, K., Hogh, A., Gadegaard, C. A., & Conway, P. M. (2020). The Demand-Control model and work-related threats and violence: Short- and long-term associations. *Work*, 65(3), 573–580. <https://doi.org/10.3233/WOR-203111>

- Arseneault, L., Moffitt, T. E., & Caspi, A. (2000). Mental Disorders and Violence in a Total::Birth Cohorts Results from the Dunedin Study. *Primary Care Companion to the Journal of Clinical Psychiatry*, 2(6).
- Barnum, J. D., Caplan, J. M., Kennedy, L. W., & Piza, E. L. (2017). The crime kaleidoscope: A cross-jurisdictional analysis of place features and crime in three urban environments. *Applied Geography*, 79. <https://doi.org/10.1016/j.apgeog.2016.12.011>
- Baumann, J., & Clayton, G. D. (2017). Mediation in violent conflict. *CSS Analyses in Security Policy*, 211.
- Beardsley, K., Cunningham, D. E., & White, P. B. (2019). Mediation, Peacekeeping, and the Severity of Civil War. *Journal of Conflict Resolution*, 63(7). <https://doi.org/10.1177/0022002718817092>
- Bodin, Ö. (2017). Collaborative environmental governance: Achieving collective action in social-ecological systems. In *Science* (Vol. 357, Issue 6352). <https://doi.org/10.1126/science.aan1114>
- Bourdieu, P. (1977). Outline of a Theory of Practice. In *Outline of a Theory of Practice*. <https://doi.org/10.1017/cbo9780511812507>
- Bourdieu, P. (2010). Arena produksi kultural: sebuah kajian sosiologi budaya. *Yogyakarta: Kreasi Wacana*.
- Brett, R. (2017). The Role of Civil Society Actors in Peacemaking: The Case of Guatemala. *Journal of Peacebuilding and Development*, 12(1). <https://doi.org/10.1080/15423166.2017.1281756>
- Casey, K. L. (2008). Defining political capital: A reconsideration of Bourdieu's interconvertibility theory. *St Louis, USA: Lab for Integrated Learning and Technology: University of Missouri*.
- Cunningham, K. G. (2016). Understanding Fragmentation in Conflict and its Impact on Prospects for Peace. *Centre for Humanitarian Dialogue: Oslo Forum Papers*.
- Depari, C. (2023). Assessing Community Participation in A Rural Collaborative Placemaking: Case of Trucuk Sub-village, Bantul Regency, Indonesia. *Sodality: Jurnal Sosiologi Pedesaan*, 11(2), 111–129.
- Drawve, G., Thomas, S. A., & Walker, J. T. (2016). Bringing the physical environment back into neighborhood research: The utility of RTM for developing an aggregate neighborhood risk of crime measure. *Journal of Criminal Justice*, 44. <https://doi.org/10.1016/j.jcrimjus.2015.12.002>
- Fauzi, A. (2019). *Teknik analisis keberlanjutan*. Gramedia Pustaka Utama.
- Finnemore, M. (1996). Norms, culture, and world politics: Insights from sociology's institutionalism. In *International Organization* (Vol. 50, Issue 2). <https://doi.org/10.1017/S0020818300028587>
- Ingram, M. C., & Marchesini da Costa, M. (2019). Political geography of violence: Municipal politics and homicide in Brazil. *World Development*, 124. <https://doi.org/10.1016/j.worlddev.2019.06.016>
- Kaisupy, D. A., & Maing, S. G. (2021). PROSES NEGOSIASI KONFLIK PAPUA: DIALOG JAKARTA-PAPUA. *Jurnal Ilmu Sosial Dan Humaniora*, 10(1). <https://doi.org/10.23887/jish-undiksha.v10i1.27056>
- Kirschner, S., & Miller, A. (2019). Does Peacekeeping Really Bring Peace? Peacekeepers and Combatant-perpetrated Sexual Violence in Civil Wars. *Journal of Conflict Resolution*, 63(9). <https://doi.org/10.1177/0022002719831069>
- Kwon, S. W., & Adler, P. S. (2014). Social capital: Maturation of a field of research. *Academy of Management Review*, 39(4). <https://doi.org/10.5465/amr.2014.0210>
- Loorbach, D., Rotmans, J., & Kemp, R. (2016). Complexity and transition management. In *Complexity and planning* (pp. 177–198). Routledge.
- Magaloni, B., Franco-Vivanco, E., & Melo, V. (2020). Killing in the Slums: Social Order, Criminal Governance, and Police Violence in Rio de Janeiro. *American Political Science Review*, 114(2). <https://doi.org/10.1017/S0003055419000856>
- Marchetti, R., & Tocci, N. (2009). Conflict society: Understanding the role of civil society in conflict.

- Global Change, Peace and Security*, 21(2). <https://doi.org/10.1080/14781150902872091>
- Paffenholz, T. (2015). Civil society and peacebuilding. In *Development Dialogue* (Vol. 2015, Issue 63). <https://doi.org/10.2307/j.ctvdf09tx.12>
- Rivera, M. (2016). The sources of social violence in Latin America: An empirical analysis of homicide rates, 1980–2010. *Journal of Peace Research*, 53(1). <https://doi.org/10.1177/0022343315598823>
- Scheffran, J., Ide, T., & Schilling, J. (2014). Violent climate or climate of violence? Concepts and relations with focus on Kenya and Sudan. *International Journal of Human Rights*, 18(3). <https://doi.org/10.1080/13642987.2014.914722>
- Singgalen, Y. A., Nugroho, A. Y. A., & Nantingkaseh, A. H. (2023). Regional Tourism Development in Pringsewu Regency: Perspective on Community-Based Tourism and Sustainable Livelihood. *Sodality: Jurnal Sosiologi Pedesaan*, 11(2), 130–142.
- Sjaf, S. (2019). *Mengukur Pengaruh Aktor dengan Indeks Casey. c*, 1–5.
- Soebahar, A. H., & Karim, A. (2020). Pola Konflik Keagamaan dan Analisa Peran Stakeholder (Kajian Multisitus di Kabupaten Jember dan Kabupaten Bondowoso). *Akademika*, 14(02). <https://doi.org/10.30736/adk.v14i02.440>
- Spencer, R. A., Livingston, M. D., Woods-Jaeger, B., Rentmeester, S. T., Sroczynski, N., & Komro, K. A. (2020). The impact of temporary assistance for needy families, minimum wage, and Earned Income Tax Credit on Women’s well-being and intimate partner violence victimization. *Social Science and Medicine*, 266. <https://doi.org/10.1016/j.socscimed.2020.113355>
- Tadjoeddin, M. Z. (2002). *Anatomi Kekerasan Sosial dalam Konteks Transisi: Kasus Indonesia 1990-2001* (pp. 1–84).
- Wu, X., Ramesh, M., Howlett, M., & Fritzen, S. (2012). The public policy primer: Managing the policy process. In *The Public Policy Primer: Managing the Policy Process*. <https://doi.org/10.4324/9780203845943>